

The illustrated design was created to a design load of 30 lbs. per square foot. Changes may be required to accommodate other design loads.

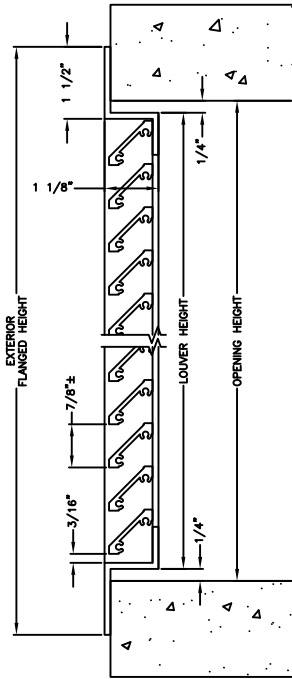
This drawing and the design represented are the confidential and proprietary property of ATOMS AP, LLC and may not be disclosed, loaned, copied or used for any purpose other than design review and approval without the express written consent of ATOMS AP, LLC. ATOMS AP, LLC reserves the right to alter the illustrated design solely at its' discretion.

MADE IN THE U.S.A.

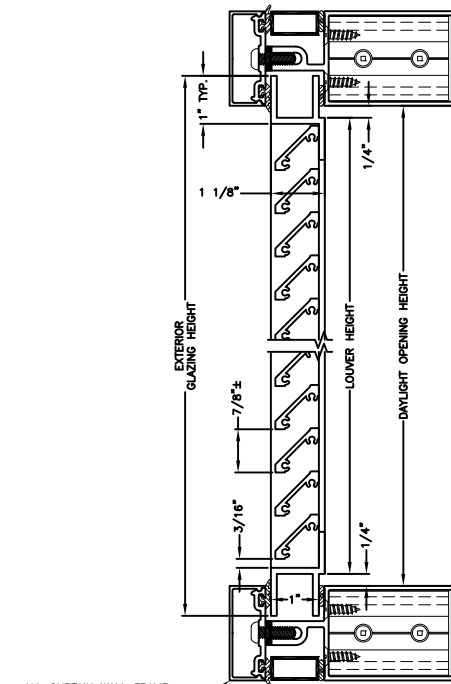
PERFORMANCE DATA

The data below supersedes all previously published data.

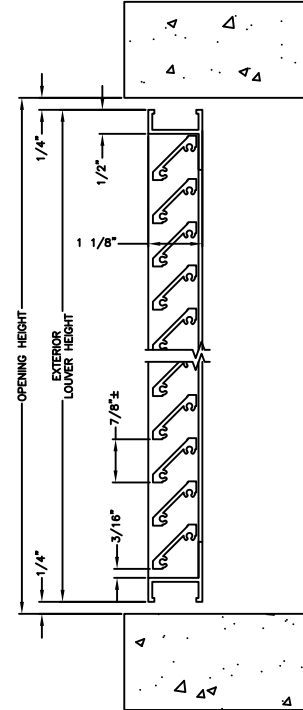
VARIABLE	VALUE	DESCRIPTION
Measured Free Area	6.36 ft <sup>2</sup> 48"x48"	
	0.59 m <sup>2</sup> 122cmx122cm	
Free Area %	39.76 %	Measured Free Area/16ft <sup>2</sup>



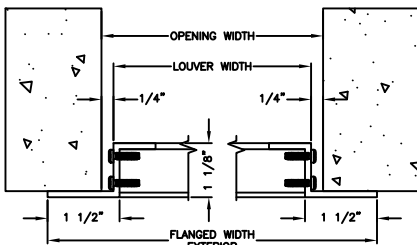
VERTICAL SECTION  
FLANGE FRAME  
OPTION



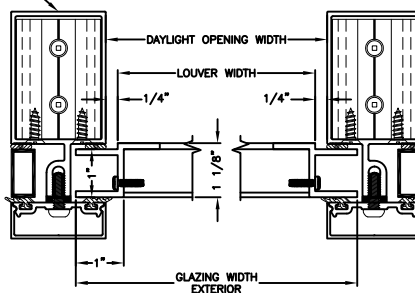
VERTICAL SECTION  
GLAZING FRAME  
OPTION



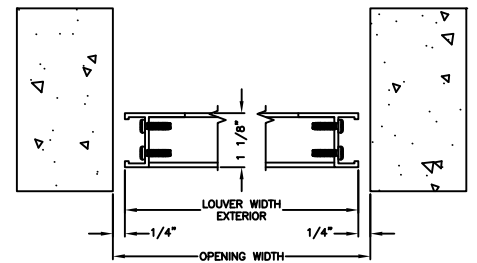
VERTICAL SECTION  
CHANNEL FRAME  
OPTION



PLAN VIEW  
FLANGE FRAME  
OPTION



VERTICAL SECTION  
GLAZING FRAME  
OPTION



VERTICAL SECTION  
CHANNEL FRAME  
OPTION

FILE: C:\DRAFTING\CUTSHEETS\BRICK VENTS

MATERIAL: BLADE 0.081" (2.057mm) 6063-T5 EXTRUDED ALUMINUM  
CHANNEL FRAME 0.081" (2.057mm) 6063-T5 EXTRUDED ALUMINUM  
GLAZING FRAME 0.125" (3.175mm) 6063-T5 EXTRUDED ALUMINUM  
FLANGED FRAME 0.125" (3.175mm) 6063-T5 EXTRUDED ALUMINUM

REV. DATE: 7/26/11

REV. BY: DR

PROJECT:

LOCATION:

ARCHITECT:

CUSTOMER:

CUSTOMER P.O. NO.:

A.A.P. ORDER NO.:

SCALE: NTS

DATE: 9/20/10

DWN. BY: DR

APP'VD BY:

**APEJ-145**

SECTION MAXIMUM MINIMUM ONE DIMENSION  
SIZE LIMITS WIDTH: 48" WIDTH: 8" MUST BE 60"  
HEIGHT: 15 3/4" HEIGHT: 2 3/8" OR LESS.



510 EAST STREET  
PARKERSBURG, WV 26101

www.atomsapllc.com

Phone: 304-865-0842

Fax: 304-865-0846